



CARIM – Consortium for Applied Research on International Migration

Co-financed by the European Union

CARIM – Migration Profile

Algeria

The Demographic-Economic Framework of Migration

The Legal Framework of Migration

The Socio-Political Framework of Migration

Report written by

ANNA DI BARTOLOMEO,

THIBAUT JAULIN

and **DELPHINE PERRIN**

on the basis of CARIM database and publications

December 2010



The Demographic-Economic Framework of Migration

In 1973, after the mass emigration wave towards France in the 1960s, the Algerian government, relying on its oil and hydrocarbon revenues, decided unilaterally to put a halt to outward migration, which was considered a form of post-colonialism. For almost three decades afterwards, there was no mass emigration from Algeria, neither labor-driven – despite constant unemployment – nor forced-driven – notwithstanding the tragic events in that country in the 1990s. In that period, emigration was, instead, related to French family reunification schemes. As to emigrants abroad, they were not supported in any efforts to return home, since they were considered as a safety valve for its local labor market (Fargues, 2006). Since the 2000s, a new upsurge of Algerian labor emigration has been observed in concomitance with the start of the gradual liberalization of the Algerian economy which, however, still has high unemployment, especially among the highly skilled. This new wave of emigration, indeed, has a qualified emigrant profile together with diversification in the choice of destination country.

As to immigration patterns, mixed inward flows have been a constant in the history of Algeria. True, almost all European migrants (settled in Algeria during the colonial period) returned home at independence in 1962 and the medium- and high-skilled migrants called in by the Algerian state in the framework of its technical cooperation with Eastern Europe and some Arab countries in the 1960s and 1970s also returned. But, since the 2000s, Algeria has experienced a new type of immigration, as a result of economic liberalization. Today, growing numbers of foreign firms and workers enter Algeria, especially from China (in the construction sector) and India (in the steel industry). Meanwhile, Algeria continues to play a relevant role in attracting Sub-Saharan migrants destined to cover labor shortages in a variety of sectors (e.g. agriculture, construction, tourism, domestic services, etc.).

Outward migration						Inward migration																																																																																																																																																																																																			
Stock						Stock																																																																																																																																																																																																			
In 2002, according to Consular data, 1.3 million Algerians resided abroad, that is 4.2% of the Algerian population.						According to the 2008 Census there were 95,000 foreign residents in Algeria, or 0.27% of the total resident population.																																																																																																																																																																																																			
<table border="1"> <caption>Algerians residing abroad by region/country of residence, 1995, 2002</caption> <thead> <tr> <th rowspan="2">Region/country of residence</th> <th colspan="2">1995</th> <th colspan="2">2002</th> <th rowspan="2">Average annual growth rate (%)</th> </tr> <tr> <th>Number</th> <th>%</th> <th>Number</th> <th>%</th> </tr> </thead> <tbody> <tr> <td>European countries</td> <td>1,118,674</td> <td>89.4</td> <td>1,209,000</td> <td>93.0</td> <td>1.2</td> </tr> <tr> <td>of which France</td> <td>932,275</td> <td>74.5</td> <td>1,105,000</td> <td>85.0</td> <td>2.6</td> </tr> <tr> <td>Belgium</td> <td>18,166</td> <td>1.5</td> <td>n.a.</td> <td>n.a.</td> <td>n.a.</td> </tr> <tr> <td>United Kingdom</td> <td>15,000</td> <td>1.2</td> <td>n.a.</td> <td>n.a.</td> <td>n.a.</td> </tr> <tr> <td>Germany</td> <td>9,018</td> <td>0.7</td> <td>n.a.</td> <td>n.a.</td> <td>n.a.</td> </tr> <tr> <td>Spain</td> <td>7,079</td> <td>0.6</td> <td>n.a.</td> <td>n.a.</td> <td>n.a.</td> </tr> <tr> <td>Italy</td> <td>5,753</td> <td>0.5</td> <td>n.a.</td> <td>n.a.</td> <td>n.a.</td> </tr> <tr> <td>Arab countries</td> <td>72,887</td> <td>5.8</td> <td>65,000</td> <td>5.0</td> <td>-1.5</td> </tr> <tr> <td>of which Tunisia</td> <td>30,000</td> <td>2.4</td> <td></td> <td></td> <td></td> </tr> <tr> <td>Morocco</td> <td>25,000</td> <td>2.0</td> <td>39,000 (*)</td> <td>3.0 (*)</td> <td>-4.2 (*)</td> </tr> <tr> <td>Northern American countries</td> <td>13,933</td> <td>1.1</td> <td>26,000</td> <td>2.0</td> <td>12.4</td> </tr> <tr> <td>of which Canada</td> <td>10,080</td> <td>0.8</td> <td>n.a.</td> <td>n.a.</td> <td>n.a.</td> </tr> <tr> <td>Other countries</td> <td>45,558</td> <td>3.6</td> <td>-</td> <td>-</td> <td>-</td> </tr> <tr> <td>Total</td> <td>1,251,052</td> <td>100.0</td> <td>1,300,000</td> <td>100.0</td> <td>0.6</td> </tr> </tbody> </table> <p>(*) Tunisia and Morocco Source: Algerian Consulates</p>						Region/country of residence	1995		2002		Average annual growth rate (%)	Number	%	Number	%	European countries	1,118,674	89.4	1,209,000	93.0	1.2	of which France	932,275	74.5	1,105,000	85.0	2.6	Belgium	18,166	1.5	n.a.	n.a.	n.a.	United Kingdom	15,000	1.2	n.a.	n.a.	n.a.	Germany	9,018	0.7	n.a.	n.a.	n.a.	Spain	7,079	0.6	n.a.	n.a.	n.a.	Italy	5,753	0.5	n.a.	n.a.	n.a.	Arab countries	72,887	5.8	65,000	5.0	-1.5	of which Tunisia	30,000	2.4				Morocco	25,000	2.0	39,000 (*)	3.0 (*)	-4.2 (*)	Northern American countries	13,933	1.1	26,000	2.0	12.4	of which Canada	10,080	0.8	n.a.	n.a.	n.a.	Other countries	45,558	3.6	-	-	-	Total	1,251,052	100.0	1,300,000	100.0	0.6	<table border="1"> <caption>Foreign resident population by country of citizenship, 1998, 2008</caption> <thead> <tr> <th rowspan="2">Country of citizenship</th> <th colspan="2">1998</th> <th rowspan="2">2008</th> </tr> <tr> <th>Number</th> <th>%</th> </tr> </thead> <tbody> <tr> <td>Morocco</td> <td>18,661</td> <td>26.1</td> <td>n.a.</td> </tr> <tr> <td>Tunisia</td> <td>8,389</td> <td>11.7</td> <td>n.a.</td> </tr> <tr> <td>Egypt</td> <td>5,943</td> <td>8.3</td> <td>n.a.</td> </tr> <tr> <td>UAE</td> <td>4,143</td> <td>5.8</td> <td>n.a.</td> </tr> <tr> <td>Saudi Arabia</td> <td>3,051</td> <td>4.3</td> <td>n.a.</td> </tr> <tr> <td>Palestine</td> <td>3,791</td> <td>5.3</td> <td>n.a.</td> </tr> <tr> <td>Iraq</td> <td>2,440</td> <td>3.4</td> <td>n.a.</td> </tr> <tr> <td>Sahrawi Arab Democratic Republic</td> <td>1,773</td> <td>2.5</td> <td>n.a.</td> </tr> <tr> <td>Other Arab Asian countries</td> <td>4,762</td> <td>6.7</td> <td>n.a.</td> </tr> <tr> <td>Other Arab African countries</td> <td>4,646</td> <td>6.5</td> <td>n.a.</td> </tr> <tr> <td>Total Arab countries</td> <td>57,599</td> <td>80.4</td> <td>n.a.</td> </tr> <tr> <td>Mali</td> <td>4,162</td> <td>5.8</td> <td>n.a.</td> </tr> <tr> <td>Niger</td> <td>1,204</td> <td>1.7</td> <td>n.a.</td> </tr> <tr> <td>Other non-Arab African countries</td> <td>1,768</td> <td>2.5</td> <td>n.a.</td> </tr> <tr> <td>Total non-Arab African countries</td> <td>7,134</td> <td>10.0</td> <td>n.a.</td> </tr> <tr> <td>Total non-Arab Asian countries</td> <td>1,597</td> <td>2.2</td> <td>n.a.</td> </tr> <tr> <td>France</td> <td>2,618</td> <td>3.7</td> <td>n.a.</td> </tr> <tr> <td>Other European countries</td> <td>2,403</td> <td>3.4</td> <td>n.a.</td> </tr> <tr> <td>Total European countries</td> <td>5,021</td> <td>7.0</td> <td>n.a.</td> </tr> <tr> <td>Other countries</td> <td>211</td> <td>0.3</td> <td>n.a.</td> </tr> <tr> <td>Stateless</td> <td>47</td> <td>0.1</td> <td>n.a.</td> </tr> <tr> <td>Total</td> <td>71,609</td> <td>100.0</td> <td>95,000</td> </tr> <tr> <td>% on the total resident population</td> <td>0.25</td> <td></td> <td>0.27</td> </tr> </tbody> </table> <p>Source: Algerian national census (1998 and 2008)</p>				Country of citizenship	1998		2008	Number	%	Morocco	18,661	26.1	n.a.	Tunisia	8,389	11.7	n.a.	Egypt	5,943	8.3	n.a.	UAE	4,143	5.8	n.a.	Saudi Arabia	3,051	4.3	n.a.	Palestine	3,791	5.3	n.a.	Iraq	2,440	3.4	n.a.	Sahrawi Arab Democratic Republic	1,773	2.5	n.a.	Other Arab Asian countries	4,762	6.7	n.a.	Other Arab African countries	4,646	6.5	n.a.	Total Arab countries	57,599	80.4	n.a.	Mali	4,162	5.8	n.a.	Niger	1,204	1.7	n.a.	Other non-Arab African countries	1,768	2.5	n.a.	Total non-Arab African countries	7,134	10.0	n.a.	Total non-Arab Asian countries	1,597	2.2	n.a.	France	2,618	3.7	n.a.	Other European countries	2,403	3.4	n.a.	Total European countries	5,021	7.0	n.a.	Other countries	211	0.3	n.a.	Stateless	47	0.1	n.a.	Total	71,609	100.0	95,000	% on the total resident population	0.25		0.27
Region/country of residence	1995		2002		Average annual growth rate (%)																																																																																																																																																																																																				
	Number	%	Number	%																																																																																																																																																																																																					
European countries	1,118,674	89.4	1,209,000	93.0	1.2																																																																																																																																																																																																				
of which France	932,275	74.5	1,105,000	85.0	2.6																																																																																																																																																																																																				
Belgium	18,166	1.5	n.a.	n.a.	n.a.																																																																																																																																																																																																				
United Kingdom	15,000	1.2	n.a.	n.a.	n.a.																																																																																																																																																																																																				
Germany	9,018	0.7	n.a.	n.a.	n.a.																																																																																																																																																																																																				
Spain	7,079	0.6	n.a.	n.a.	n.a.																																																																																																																																																																																																				
Italy	5,753	0.5	n.a.	n.a.	n.a.																																																																																																																																																																																																				
Arab countries	72,887	5.8	65,000	5.0	-1.5																																																																																																																																																																																																				
of which Tunisia	30,000	2.4																																																																																																																																																																																																							
Morocco	25,000	2.0	39,000 (*)	3.0 (*)	-4.2 (*)																																																																																																																																																																																																				
Northern American countries	13,933	1.1	26,000	2.0	12.4																																																																																																																																																																																																				
of which Canada	10,080	0.8	n.a.	n.a.	n.a.																																																																																																																																																																																																				
Other countries	45,558	3.6	-	-	-																																																																																																																																																																																																				
Total	1,251,052	100.0	1,300,000	100.0	0.6																																																																																																																																																																																																				
Country of citizenship	1998		2008																																																																																																																																																																																																						
	Number	%																																																																																																																																																																																																							
Morocco	18,661	26.1	n.a.																																																																																																																																																																																																						
Tunisia	8,389	11.7	n.a.																																																																																																																																																																																																						
Egypt	5,943	8.3	n.a.																																																																																																																																																																																																						
UAE	4,143	5.8	n.a.																																																																																																																																																																																																						
Saudi Arabia	3,051	4.3	n.a.																																																																																																																																																																																																						
Palestine	3,791	5.3	n.a.																																																																																																																																																																																																						
Iraq	2,440	3.4	n.a.																																																																																																																																																																																																						
Sahrawi Arab Democratic Republic	1,773	2.5	n.a.																																																																																																																																																																																																						
Other Arab Asian countries	4,762	6.7	n.a.																																																																																																																																																																																																						
Other Arab African countries	4,646	6.5	n.a.																																																																																																																																																																																																						
Total Arab countries	57,599	80.4	n.a.																																																																																																																																																																																																						
Mali	4,162	5.8	n.a.																																																																																																																																																																																																						
Niger	1,204	1.7	n.a.																																																																																																																																																																																																						
Other non-Arab African countries	1,768	2.5	n.a.																																																																																																																																																																																																						
Total non-Arab African countries	7,134	10.0	n.a.																																																																																																																																																																																																						
Total non-Arab Asian countries	1,597	2.2	n.a.																																																																																																																																																																																																						
France	2,618	3.7	n.a.																																																																																																																																																																																																						
Other European countries	2,403	3.4	n.a.																																																																																																																																																																																																						
Total European countries	5,021	7.0	n.a.																																																																																																																																																																																																						
Other countries	211	0.3	n.a.																																																																																																																																																																																																						
Stateless	47	0.1	n.a.																																																																																																																																																																																																						
Total	71,609	100.0	95,000																																																																																																																																																																																																						
% on the total resident population	0.25		0.27																																																																																																																																																																																																						
<p>The majority lived in France (85.0%) and in other European countries (8.0%), while 5.0% and 2.0% lived in, respectively, Arab and Northern American countries. From 1995 to 2002 the stock of Algerians residing abroad did not vary a great deal, but destinations diversified. For instance, while emigrant stock grew at an annual average rate of 0.6%, in North America this annual rate stood at 12.4%.</p>						<p>Both absolute and relative values show no relevant changes between the two Censuses (71,609 vs 95,000 and 0.25% vs 0.27% from 1998 to</p>																																																																																																																																																																																																			

Algerians residing abroad by country of destination according to destination countries' statistics (most recent data, circa 2008)		
EU-27	814.205	90,9
of which France (2005)	679.000	75,8
Belgium (2008)	20.295	2,3
UK (2007)	10.000	1,1
Germany (2009)	13.148	1,5
Spain (2009)	56.201	6,3
Italy (2009)	24.387	2,7
SEM COUNTRIES (*)	29.406	3,3
of which Tunisia (2004)	9.612	1,1
Morocco (2005)	11.581	1,3
OTHERS (*)	51.640	5,8
of which Canada (2006)	32.255	3,6
USA (2005)	13.364	1,5
Total	895.251	100,0

(*) According to data availability, "Southern and Eastern Mediterranean (SEM) countries" include Egypt, Jordan, Libya, Mauritania, Morocco, Syria, Tunisia and Turkey, while "others" comprehend Australia, Canada, Japan, New Zealand, Norway, South Africa, Switzerland and USA.

Sources: Census and population registers.

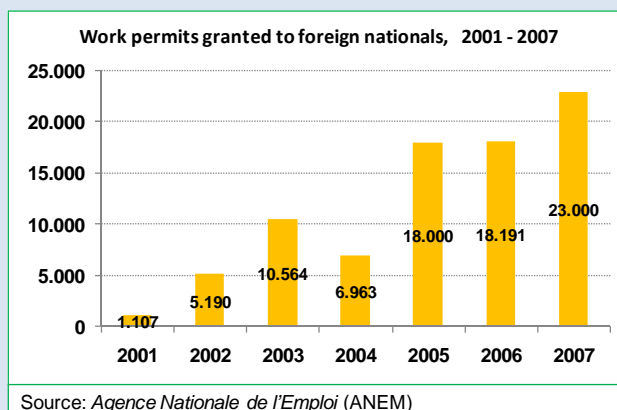
By looking at the most recent data (*circa 2008*) derived from the statistics of destination countries, figures seem much lower depending on different criteria of computation.¹ Looking at these statistics, the importance of Canada and Spain as new destinations for Algerian emigrants emerges. For instance, in 2009, the number of Algerians residing in Spain equaled 56,201 (or 6,3% of the total number of Algerian emigrants) meaning an annual average growth rate – from 1999 to 2009 – of 77.2%.

As to their profile, in OECD countries (*circa 2000*), Algerians are more likely to have a low level of education (55.6%) and an intermediate occupational profile (almost one in three – 29.5% – are employed as technicians or professionals, 25.1% as craft and related trade workers or as service and market sale workers and 22.6% as plant and machine operators and assemblers). This profile is largely explained by the old origin of the Algerian diaspora. Indeed, the profile of Algerians residing in France has substantially improved: from 1999 (Census) to 2008 (*Enquête Emploi*) those with a tertiary education passed from 15.2% to 17.3%, while those with an intermediate level went up from 28.1% to 37.2%. However, the period of emigration cannot alone explain the emigrant profile. For instance, as noted by Fargues (forthcoming), considering two recent outward flows – namely Algerians directed to the US and to Spain, while the Algerian community is among the most educated in the US (13.3 average years of schooling vs 10.6 registered both by other foreign-born communities and US-born), in Spain it

2008, respectively). 1998 data reveals how most foreign nationals came from other Arab countries (80.4%) especially other Maghreb States (Morocco, 26.1% and Tunisia 11.7) and Egypt (8.3%) as well as from Mali (5.8%) and European countries (7.0%). This is worth mentioning as in the 1998 Census, only 16.4% of the foreign born population declared a foreign nationality: until 2005, keeping dual citizenship was not allowed (Musette, 2010).

Flows

Work permit data allows for a better understanding of the recent evolution of labor immigration in Algeria. In the 2000s, an upsurge of labor immigration is observed.



Source: Agence Nationale de l'Emploi (ANEM)

From 2001 to 2007, the number of work permits passed from 1,107 to 23,000.

According to 2006 data, foreign workers mainly come from China (41.0%),² Egypt (11.0%) and Turkey (6.0%) and work in the construction and oil sector (respectively 53.0% and 19.0%) as well as in the mechanical and electrical industries (11.0%); finally, they are mainly employed in highly-skilled (32.0%), managerial (16.0%) and technical (15.0%) positions. These figures perfectly illustrate the need of the Algerian economy for high and mid-level technical qualifications.

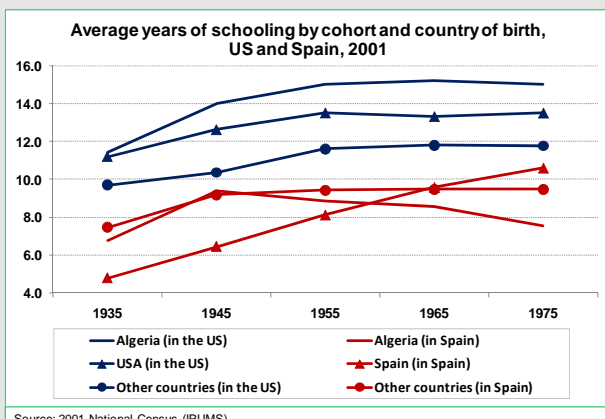
Beyond regular migrants, Algeria hosts large numbers of Sub-Saharan irregular foreign workers employed in a variety of sectors, for example in agriculture, construction and tourism, in the northern part of the country – as well as in garment industries and domestic service – in the south (Fargues, 2009). According to official data (Labor and Security Ministry), from 1992 to 2003 around 28,800 irregulars were apprehended by the Algerian

¹ Among others, consular records include all individuals being Algerian nationals abroad without distinguishing by migrant generation.

² The large number of Chinese workers is a result of agreements signed between China and Algeria to implement specific programmes to build housing and manufacture construction materials.

CARIM Migration Profile: Algeria

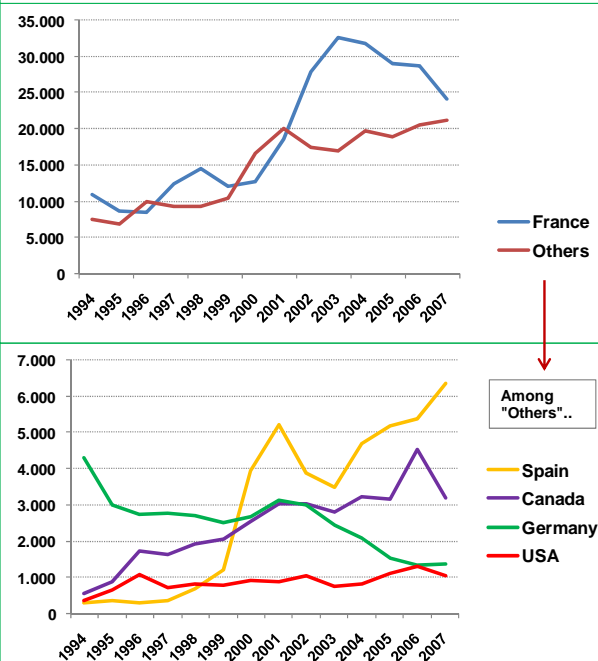
registers lower levels of education (7.4 average years of schooling) compared with Algerians residing in the US as well as with other foreign-born communities (8.4) and natives (7.5).



Flows

Most recent data on outward flows confirm an upsurge of Algerian emigration in the 2000s.

Outward flows of Algerian nationals by country of destination (*), 1994 - 2007



(*) "Others" include Australia, Austria, Belgium, Canada, Croatia, Czech Republic, Denmark, Estonia, Finland, France, Germany, Hungary, Iceland, Israel, Italy, Latvia, Lithuania, Luxembourg, Netherlands, New Zealand, Norway, Poland, Slovakia, Slovenia, Spain, Sweden, Switzerland, United Kingdom and the USA

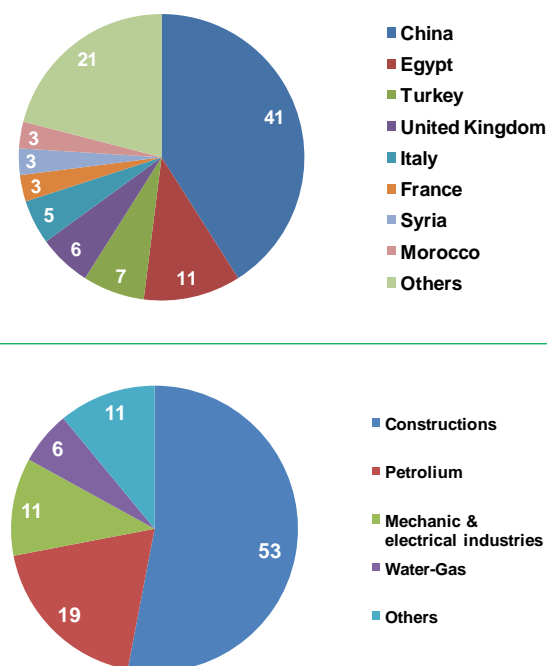
Source: Author's own elaboration on national sources (in International Migration Flows to and from Selected Countries, The 2008 Revision, UN)

For instance, from 1994 to 2007 annual flows towards France more than doubled (from 10,911 to 24,041 individuals) and growing numbers are found in Algerian flows directed to Spain (from 307 to 6,338) and to Canada (from 541 to 3,172).

Irregular emigration has substantially increased in the last decade, too.

The phenomenon of *harragas* is on the rise,

Work permits granted to foreign nationals by country of citizenship and by sector of occupation (% values), 2006



Source: Agence Nationale de l'Emploi (ANEM), in Musette, 2005

authorities; a figure which reached 4,870, 5,680 and 3,234 in respectively 2003, 2004 and 2005 (first semester). However, direct field observation suggests a much higher number of 6,000 irregular migrants deported each month (i.e. 72,000 per year) at the two major border points (in Guezzam on the Niger border and Tin Zouatin on the Malian border), figures which coincide with the views of the consulates of these countries in Tamanrasset (Bensaad, 2008 in Fargues, 2009). In this respect, it is worth noting that irregular migrants from Sub-Saharan migrants working in the Algerian informal market are probably – quantitatively – more significant than transit migrants aiming for Southern European countries, which are, in any case, consistent.

Finally, Algeria has been the main receiver of Saharawi refugees as a result of the conflict over Western Sahara between Morocco and the Polisario Front. Despite the Algerian government never having allowed an official Census to count these refugees, a reliable estimate of 90,000 persons living in the camps around Tindouf had been provided by EU satellite imagery (USCRI, 2009).

It is worth noting how, unlike Palestinian refugees (who also represent an important part of forced migrants in Algeria, around 4,000, and who are well integrated into Algerian society), Saharawi conditions are inhuman: beyond the fact that they do

meaning that increasing numbers of (especially young) Algerians are exposed to the risks of crossing the Mediterranean: this means not 'only' the risk of death, but also the risk of health deterioration during the route and of being jailed or exploited in the destination country.

Irregular migrants who were apprehended or reported dead or missing at sea by Algerian police, 2001 - 2007

Year	Apprehended cases (*)	Dead at sea (**)	Missing at sea (**)
2005	335	n.a.	n.a.
2006	1.636	73	44
2007	1.858	61	55
2008	2.215	98	n.a.

Source: (*) *Direction Générale de la Sureté Nationale* (DSGN); (**) figures reported by Algerian coast guards (in Labdellaoui, 2009)

According to Algerian policy records (*Direction Générale de la Sureté Nationale*, DSGN), the number of apprehended migrants attempting to cross the Mediterranean stood at 2,215 in 2008; in the same year 98 migrants were reported dead at sea, figures which surely underestimate the phenomenon, but which are, nevertheless, alarming. All surveys which have been conducted on this phenomenon report the young age of these migrants, e.g. 91.3% were younger than 35 (DSGN); 67,0% were younger than 29 (*Gendarmerie nationale*).

not have freedom of circulation,³ nor access to employment, in 2008 18% suffered from global acute malnutrition (GAM) and 5% from severe acute malnutrition, a situation which has, if anything, worsened since 2005 when the same values were found at respectively 8% and 2%.

References: Fargues P. 2006. International migration in the Arab region: trends and policies, UN expert group meeting on international migration and development in the Arab region, Beirut, 15-17 May, 2006; Fargues P., International Migration and the Demographic Transition: a Two-Way Interaction, forthcoming; Musette M.S. 2005. Summary report on migration and development in Central Maghreb, International Migration Papers, ILO, Geneva; Musette M.S. 2010. Migration, marché du travail et développement, Document de Travail, Projet de recherche: Faire des migrations un facteur de développement : une étude sur l'Afrique du nord et l'Afrique de l'Ouest, ILO, Geneva; Fargues P. 2009. "Work, Refuge, Transit: An Emerging Pattern of Irregular Immigration South and East of the Mediterranean", International Migration Review, Vol. 43, Issue 3, pages 544–577; U.S. Committee for Refugees and Immigrants (USCRI), 2009. Stonewalling on refugee rights: Algeria and the Saharawi, USCRI.

³ According to a recent survey (USCRI, 2009), nine out of ten camp residents aged 17-35 would desire a visa to emigrate. During the survey, Said, one of the respondents answered: 'it is really a stupid waste of time to ask such a question – i.e. the wish to emigrate – to any young Saharawi, who has suffered from marginalization, because a visa is our only dream left'.

The Legal Framework of Migration

Algeria resisted reforming its migration law longer than its neighbours. However, it eventually conformed in two steps: 25 June 2008, it adopted the law governing foreign nationals' conditions of entry, stay and circulation, which generally modifies the law ruling foreign nationals established since 1966; then, 25 February 2009, it reformed its penal code to add the offence of irregular exit from its territory for its citizens and foreign residents, as well as the crime of migrant smuggling and trafficking in persons along with the Palermo Protocols it ratified.

With these two laws, Algeria has strengthened sanctions against those who contribute to irregular migration, and sanctions against migrants themselves, be they foreign or national citizens, immigrants or emigrants. Algeria has also introduced new offences and some distinctions between terminologies and penalties. Migrant smuggling is defined by the 2009 law as the organisation, for purposes of profit, of any illegal exit from Algerian territory, whereas the facilitation of a foreign national's irregular entry, stay or circulation is addressed by the 2008 law. Alongside new offences such as marriages of convenience, Algeria has adopted an offence which is now shared throughout the Maghreb, namely irregular emigration. Sanctions against irregular exit from Algerian territory differ depending on whether foreign non-residents, foreign residents or Algerian citizens are involved. Like its neighbour, Morocco, Algeria tends to distinguish foreign nationals, who are supposed to reside, from foreign nationals, who are presumed to circulate, and, in this way, enacts the notion of transit migration. Algerian tribunals have already condemned Algerian citizens who intended to leave the country without passing through border posts or who lacked an entry visa for the destination country. Algeria officially acknowledges the conclusion, between 1994 and 2007, of six agreements on the readmission of irregular Algerians.

Algeria's reforms not only regard irregular migration's penalisation, but also rights for immigrants, which nevertheless remain lower than rights recognised in the 2003 Moroccan law. The new Algerian law sets time-limits on administrative detention (30 days renewable), it introduces procedural, if not substantial, protection, for some categories of foreign nationals awaiting expulsion, on the basis of their vulnerability or their links with Algeria, and it mentions family reunification and long-term stay.

Although an office was created at independence, Algeria does not have any specific legislation nor procedure for refugees. UNHCR is in charge of refugee-status determination and is more generally responsible for supporting persons under its mandate, especially the Sahraouis who have been in camps in the South-West of Algeria since the 1970s. Urban refugees are much fewer and these, are hardly protected at all being generally considered irregular immigrants by the government.

At the same time as it modified its Family Code, Algeria proceeded in 2005 to reform its nationality law in a remarkable fashion. It suppressed any kind of discrimination against women, and showed some other signs of openness. It has now the most equalitarian and progressive legislation in the region. Algeria now recognizes that women have the right to transmit their nationality to children born of a foreign father, these who used to remain foreign nationals till they came of age when they could eventually declare their intention to become Algerians, provided they were born in Algeria and provided that they were residing there. Algeria has also gone further than Egypt in 2004 and Morocco in 2007, in granting its female citizens the possibility of passing their nationality to their foreign spouse – a status previously only granted to men. Furthermore, Algeria removed the provision mentioning discriminatory access to political rights for new nationals – although it did not reform the electoral code accordingly. Finally, Algeria no longer considers renunciation of nationality a condition to naturalisation.

	Outward migration	Inward migration
General legal references		<i>Law n°08-11 of 25 June 2008</i> governing foreign nationals' conditions of entry, stay and circulation.
		<i>1990 Convention</i> ⁴ : ratified. <i>ILO</i> : 59 conventions ratified ⁵
	<i>Bilateral agreements</i> : convention of establishment with Tunisia (1963); convention on persons' circulation with Morocco (1964); convention on the use of human resources with Libya (1987); visa agreement with Spain (1994) and protocol on individuals' circulation (2004); agreement on establishment with Mauritania (1996); agreement against irregular immigration (1999) and on persons' circulation (2000) with Italy; readmission agreements with Switzerland and the United Kingdom (2006); agreement on circulation and stay of persons with France (agreement of 1968 modified in 1985, 1994 and 2001); protocol on labour with Jordan (2004), among others.	
	Member State of the <i>African Union</i> , the <i>Arab Maghreb Union</i> and the <i>League of Arab States</i> .	
Circulation Entry and Exit	Freedom to leave the country is guaranteed in the <i>Constitution</i> . Algerian citizens have no need of visas to enter Maghreb countries among others. Since 1994, the border with Morocco has been officially closed.	To enter, foreign nationals must pass through the frontier post, and present passport and visa. Algeria applies reciprocity in visa matters. Maghreb nationals, with the exception of Moroccans, enter Algeria without visa. Of other African nations, only Malians are exempted from visa requirements.
Struggle against irregular migration	<i>Palermo protocols</i> ⁶ : ratified <i>Law n°09-01</i> of February 25, 2009, modifying the Penal code. 2 to 6 months in prison for any foreign resident or national citizen leaving the country in a fraudulent or clandestine manner 3 to 5 years in prison for migrant smuggling (exit from the territory), up to 20 years in case of aggravating circumstances. Penalisation of trafficking in persons (3 to 10 years in prison, 300 000 to 1 million dinars; up to 20 years in prison in case of aggravating circumstances).	
		<i>Law n°08-11</i> : Irregular stay or labour is penalized with a fine.

⁴ Convention on the Protection of all Migrant Workers and Members of their Family.

⁵ Including conventions C111 concerning Discrimination in Respect of Employment and Occupation C97 concerning Migration for Employment, but excluding conventions C118 Equality of Treatment of Nationals and Non-Nationals in Social Security and C143 concerning Migrations in Abusive Conditions and the Promotion of Equality of Opportunity and Treatment of Migrant Workers.

⁶ Protocol to Prevent, Suppress and Punish Trafficking in Persons, especially women and children, and Protocol against the Smuggling of Migrants by Land, Sea and Air, supplementing the United Nations Convention against Transnational Organized Crime, 15 November 2000.

CARIM Migration Profile: Algeria

		<p>6 months to 2 years in prison and from 10 000 to 30 000 dinars for irregular entry or exit.</p> <p>2 to 5 years in prison for non-compliance with an expulsion decision.</p> <p>2 to 5 years in prison, 60 000 to 200 000 dinars for direct or indirect facilitation of a foreign national's entry, circulation, stay or exit in an irregular manner. Accentuated sentences in case of aggravating circumstances.</p> <p>2 to 5 years in prison for marriage of convenience.</p> <p>Carriers' responsibility.</p>
<p>Rights and settlement</p>	<p>Emigrants' Voting Rights: consular and diplomatic representations for presidential, referendum, and general elections; by proxy for elections in popular assemblies in communes and <i>wilayas</i>.</p>	<p>Law n°08-11: Two-year residence permit, student permit linked to studies, worker permit linked to labour authorization. A 10 year-permit can be delivered to persons living in Algeria for 7 years and their adult children, or on the basis of bilateral agreements (e.g France, Tunisia).</p> <p>Law n°81-10 of July 11, 1981 related to foreign nationals' employment conditions.</p> <p>Access to Employment: Temporary labour authorisation of 3 months renewable once a year, or work permit linked to a 2 year renewable labour contract.</p> <p>National Preference. Qualification Requirement (Superior to technician level, principle of non competition with local workforce). Moroccan, Tunisian and Libyan citizens are supposed to be exempted from the work-permit requirement.</p> <p>Civil service: reserved for nationals except on a contractual basis in Teaching (Decree n°86-276 of 11 November 1986). Commercial, industrial and artisanal activities are specifically regulated (Decree n°75-111 of 26 September 1975).</p> <p>Family reunification: foreseen in Law n°08-11, not regulated yet.</p> <p>Access to public services (health, education): yes.</p> <p>Access to estate ownership: upon ministerial authorisation.</p>

	<p>Nationality: Ordinance n°70-86 of 15 December 1970 modified on 27 February 2005:</p> <p>Jus sanguinis by male or female descent. No Jus soli. Possible access to nationality after 3 years of marriage with an Algerian citizen and 2 years of residence in Algeria. Suppression of gender discrimination with the 2005 reform, the most equalitarian legislation in the region. Naturalisation possible after 7 years of residence, without renunciation of nationality of origin (2005 reform). Removal of discrimination between nationals of origin and naturalized citizens regarding access to elective mandates (yet without a corresponding Electoral Code reform). Dual citizenship authorized (excepted for the President of the Republic)..</p>
<p>Refugees</p>	<p>1951 Convention⁷: ratified.</p> <p>1969 Convention⁸: ratified.</p> <p>Protocol for the Treatment of Palestinians in Arab States, 1965: accepted.</p> <p>No national procedure for refugee status determination. No legal reference to a stay permit. No agreement with UNHCR. Only a Constitutional mention of the prohibition to extradite political refugees. Recognition of the UNHCR RSD⁹ and mandate regarding Sahraoui refugees. Lack of recognition concerning urban refugees.</p>

⁷ Geneva Convention relating to the status of refugees.

⁸ OAU Convention governing specific aspects of refugees in Africa.

⁹ Refugee Status Determination.

The Socio-Political Framework of Migration

Until recently, the history of migration from and to Algeria was, mainly, related to its relations with France: namely European migration to Algeria during the colonial period; and Algerian migration to France, first a flow of low skilled workers and, a second later flow, in the context of family reunification. In comparison, other flows are relatively minor: nomads on Algeria's southern borders, Saharawis refugees, and political exiles.

However, migration flows from, through and to Algeria have significantly changed since the beginning of the 2000s.

First, out-migration has risen and migrant profiles and destination countries have diversified. Family reunification still represents the main channel of migration, but the number of highly-skilled migrants has grown because of high unemployment among university graduates and selective migration policies in North America and Europe, as well as the political situation in Algeria.

Second, Algeria has become a receiving country for expatriates in foreign companies and for sub-Saharan migrants who often work irregularly in the southern wilayas where the Algerian State has launched important development programs.

Third, irregular migration to Europe has grown considerably, both in terms of Algerian migrants and sub-Saharan transit migrants passing through Algeria. One of the reasons for this is the modification of the main irregular migration routes, from Morocco to Algeria, as a consequence of cooperation between Morocco and the EU since the end of the 1990s in order to stop such migration.

As a response to these changes, the Algerian State has initiated ambitious reforms in its migration policy, while this issue had almost disappeared from the political agenda since 1973, when the Algerian State decided to end the public management of labor migration to France. The main objective of the new Algerian migration policy is to control irregular migration, rather than to protect foreign workers in Algeria or to improve the employment of Algerians abroad. This choice can be explained by the pressure exerted by the EU on Algeria, by the supposed links between smuggling networks and terrorist organizations, and by the indignation of the public confronted by the drama of the harragas.

In order to implement such a policy, the Algerian State has progressively developed new legislative tools, while ratifying UN conventions on the protection of the rights of the migrants and on the repression of human trafficking. Moreover, the Algerian State has initiated strong cooperation with the EU and its member states, particularly after the enforcement of the Algeria-EU Association agreement on September, 1st, 2005. The main objectives of this agreement are political dialogue and free trade. More specifically, it encourages all parties to engage in negotiations for the signature of readmission agreements and to develop cooperation for the implementation of capacity building programs in order to reinforce the Algerian judicial administration and security forces. In parallel, the Algerian government has strengthened cooperation with its neighbors, with the exception of Morocco, in order to enhance border controls. Moreover, it should be noted that the government has entrusted the fight against irregular migration to the general command of the army in 2008, after considering the creation of an Office for the control of irregular migration.

Algerian officials are critical regarding European migration policies that focus on security and on selective immigration. They insist on necessary consultation and cooperation between sending and receiving countries in order to define a global and fair migration policy that facilitates the circulation of persons in the Mediterranean and that supports the economic development of migrant origin regions.

Indeed, the Algerian government has attempted to reorganize relations with Algerians abroad in order to support the active contribution of the Diaspora in the development of their homeland. First of all, it is important to note that Algerians abroad have participated, since 1997, in presidential and parliamentary elections, and that they are represented by 8 out of 389 MPs in the National People's Assembly. Furthermore, Algerians abroad have enjoyed the advantages of the 2005 reform of the nationality law that grants Algerian women married to a foreign national the right to transmit Algerian nationality to their children.

However, the policy aiming at mobilizing the competences and the assets of the Algerian abroad has not resulted in the hoped for success – at least to date. This is the case, for example, with the project Home Sweet Home, which aims at supporting investment in Algeria, in the frame of the MEDA program. Moreover, at the social and cultural level, the Algerian government tries with difficulty to conciliate the promotion of the Algerian culture and the support of the integration of Algerian migrants in their host society.

The evolution of the institution in charge of relations with Algerians abroad is a striking example of the weakness of Algerian policy in this area. The Delegate Ministry in charge of the National Community Established Abroad was first attached to the Cabinet of the Prime Minister, then to the Delegate Ministry for Regional Cooperation, within the Ministry of Foreign Affairs, and ultimately to the Ministry of National Solidarity. A new step in this laborious process of institutional set-up was the creation of the Consultative Council of the National Community Abroad, in September 2009, where 94 members represent the Algerian public administration and the Algerian community abroad.

To conclude, the Algerian government faces important challenges. First of all, the reinforcement of the control of the entry and the stay of foreign nationals has to be followed by significant efforts to implement the provision of the 1990 UN convention (for the protection of the rights of all migrants and their family), and to regularize the situation of migrants from sub-Saharan Africa working in Algeria. Moreover, the government should respond to the crucial problem of youth unemployment, while the liberalization of the economy and the launching of development programs, financed by oil-revenues, have generated a significant demand for labor. The government needs then to guarantee coherence between its migration policy, its education policy and its employment policy.

Algeria's socio-political framework	Outward migration	Inward migration
Governmental Institutions	<ul style="list-style-type: none"> • Ministry of Foreign Affairs • Ministry of Employment • Ministry of National Solidarity • Delegate Ministry in charge of the National Community Established Abroad • Consultative Council for National Community Abroad • ANEM (National Agency for Employment, previously ONAMO) • ANDI (National Agency for the Development and the Investment) • CNES (Economic and Social National Council) 	<ul style="list-style-type: none"> • Ministry of Employment • Ministry of National Solidarity • Ministry of Labor • Ministry of Social Insurance
	Irregular Migration <ul style="list-style-type: none"> • Ministry of the Interior • Ministry of Justice • Delegate Ministry at the Regional Cooperation • National Police • Army General Command 	
Governmental Strategy	<ul style="list-style-type: none"> • Improve the status of Algerian migrants and their descendants (nationality law reform), facilitate consular procedures, implement local actions (e.g. the creation of Algerian schools) • Mobilize the competences and the assets of the Algerians abroad to support development in Algeria 	<ul style="list-style-type: none"> • Regulate the stay and the employment of the foreign nationals in Algeria • Development plans in the southern <i>wilayas</i> with a call effect on migrants from the Sub-Sahara

CARIM Migration Profile: Algeria

	<ul style="list-style-type: none"> Support the political participation of Algerians abroad during the presidential and the parliamentary elections 	
	Irregular Migration	
	<ul style="list-style-type: none"> Control the entry and the circulation of foreign nationals on the territory Reinforce the sanction against persons involved in irregular migration (smugglers, transport companies, etc.) Fight mafia and smuggling networks Strengthen the regional cooperation regarding the control of borders 	
Civil Society Action	Mobilize the competences and the assets of Algerians abroad : <ul style="list-style-type: none"> ACA (Association of Algerian Competences) Algerian Association for the Transfer of Technology REAGE (Network of the Algerian Graduates from the <i>Grandes Ecoles</i> and the French Universities) Scientific and technological academic cooperation ANIMA (Network for the Investment in the Mediterranean) 	Regulate the employment market : <ul style="list-style-type: none"> UGEA (General Union of the Algerian Entrepreneur) Trade Unions
	Irregular Migration	
	<ul style="list-style-type: none"> Awareness campaign against the danger of irregular migration (TV broadcasts and debates, NGO's) 	
Challenges	<ul style="list-style-type: none"> Define a coherent policy toward Algerians abroad in order to strengthen economic and cultural ties Respond to the challenge of a high unemployment rate, particular among university graduates, and adapt Algerian education policy to the needs of the market. 	<ul style="list-style-type: none"> Implement the rights of foreign workers, in particular the provision of the 1990 UN Convention Regularize the situation of the sub-Saharan irregular migrants working in Algeria
	Irregular Migration	
	<ul style="list-style-type: none"> Define a common position among Arab and African States in order to obtain concessions from the EU regarding the circulation of persons and development aid 	
International Cooperation	<ul style="list-style-type: none"> Development project in the frame of the MEDA program 	<ul style="list-style-type: none"> Cooperation program with the ILO on labor migration and regional integration and development in Africa
	Irregular Migration	
	<ul style="list-style-type: none"> Member of the 5 + 5 Dialog Capacity-building cooperation with the EU and some member states (France, Italy and Spain) to strengthen judicial administration and the police ; Repatriation agreements with France, Germany, Spain, Italy, and the United Kingdom. Border control cooperation with Mauritania, Tunisia, Niger, Mali and Libya, but not with Morocco Boycott of the Euro-African conference of Rabat in 2006 Refusal to cooperate with the European agency Frontex, though only occasionally since 2009 Refusal to create 'transit camps' for irregular migrants on Algerian territory 	
<p>(1) This socio-political framework does not claim exhaustive coverage but intends rather to provide a synthetic picture of socio-political facets and policy developments shaping migration developments and governance in, across, and from Algeria.</p>		

The socio-political framework is based on data and papers available for download on the CARIM web-site (www.carim.org).

Additional references:

Barbier, J-P (2006). *L'intermédiation sur le marché du travail dans les pays du Maghreb ; Etude comparative entre l'Algérie, le Maroc et la Tunisie*, Genève : OIT.

International IDEA (2007). *Voting from abroad. The International IDEA Handbook*, Stockholm and Mexico: International IDEA and Federal Electoral Institute of Mexico